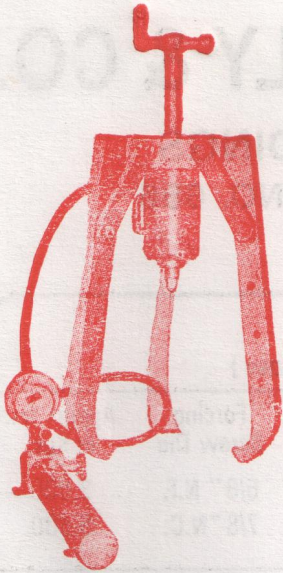


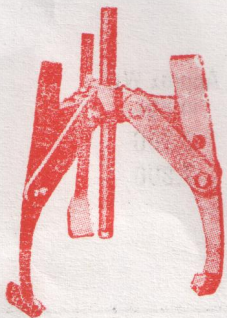
# A. N. HUSSUNALLY & CO.

HUSSUNALLY BUILDINGS  
 28, STRAND ROAD, P. B. NO. 686  
 KOLKATA-700 001



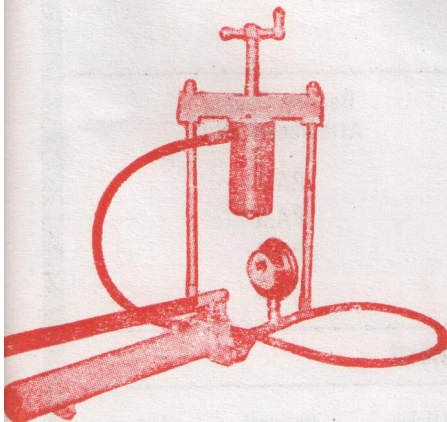
### Hydraulic Grip Puller. Contains Hydraulic Hollow Ram with Pump Assembly and Grip Pullin Attachment

Capacity in Tons	Stroke of Hyd. Ram mm	Reach mm	Dia mm	3 Legged Approx Wt. Kgs.
5				
10	75	250	300	36.000
20	75	215	400	42.800
30	75	450	550	78.000
50	100	550	850	184.000
100	100			




### Mechanical Grip Puller Complete with Forcing Screw

Size Reach mm	Dia mm	Forcing Screws Dia mm	Approx Forcing Tons	3 Legged Approx Wt. Kgs.
100	150	1/2" N.C.	2	1.300
150	175	5/8" N. F.	4	2.100
250	250	3/4" N. C.	7	3.000
300	300	7/8" N.C.	7	6.000
315	350	7/8" N.F.	10	12.000
450	400	1" N.F.	20	17.800
700	650	1.3/8" N.F.	50	45.400



### Hydraulic Push- Puller Contains Hydraulic Hollow Ram with Pump Assembly and Push-Puller Attachment.

Capacity in Tons	Stroke of Hyd Ram mm	Spread mm	Sizes of Std. Legs.	Approx Wt. Kgs.
10	75	190	170, 295 & 395	29.800
20	75	295	140, 265 & 440	37.800
30	75	410	230, 480 & 730	65.800
50	100	545	600 & 730	142.300



### Mechanical Push- Puller Complete with Forcing Screw.

Size in Ton	Spread mm	Forcing Screw Dia	Size of Std. Legs.	Approx Wt. Kgs.
10	190	20 (3/4")	170, 295 & 395	6.000
20	295	25 (1")	140, 265 & 440	14.500
30	410	38 (1 1/2")	230, 480 & 730	36.000